

**QUARTERLY PROGRESS-TO-DATE REPORT
FOR
WOODMEN HEIGHTS METROPOLITAN DISTRICT NOS. 1-3
DATED: JUNE 17, 2024**

Pursuant to HB24-1454, § 24-85-103(2.5), C.R.S., and 8 CCR 1501-11 Governor’s Office of Information Technology Rules Establishing Technology Accessibility Standards (the “**Rules**”), Woodmen Heights Metropolitan District Nos. 1-3 (the “**District**”) are required to provide a progress-to-date report that demonstrates concrete and specific efforts toward compliance.

For the quarter beginning July 1st, 2024, the District make the following report:

1. Accessibility Scan of Digital Services and Content.

The District has conducted periodic reviews of the front facing pages for accessibility and is keeping quarterly scans on file. (**Exhibit A**)

2. Progress on Remediation of Digital Content.

The District has initiated an inventory of all digital content to identify documents that need to be remediated and has engaged a third-party vendor to remediate documents.

3. Goal to Reach Full Compliance Under the Rules.

The District has a plan in place with a goal to have all digital content remediated by July 1, 2025.

EXHIBIT A
Accessibility Scan of Digital Services and Content

Woodmen Heights Metropolitan District Nos. 1 – 3

Web Accessibility and Risk Report

Prepared on 05/09/2024 - 04:02 PM

Woodmen Heights Metropolitan Districts 1, 2 and 3

Search



[Home](#) [Board Meeting Information](#) [Accessibility](#) [Contact Us](#) [Financial Information >](#) [Important District Documents](#) [Parks](#)

Welcome to Woodmen Heights Metropolitan Districts 1, 2 and 3

Woodmen Heights Metropolitan District No. 1 has no existing mill levy set, and at this time, there is no discussion on issuing any future mill levies. At this time, there is no discussion on any additional Long Term Financial Obligations anticipated by the District. There are no current Long Term Financial Obligations for the District. The Woodmen Heights Metropolitan District No. 1 provides the main function of providing the public infrastructure for the District with the collection of Capital Improvement fees collected at Plat. At this time, the district is not anticipating any other primary functions. The District currently owns one parcel of land, as depicted by the [District Boundary Map](#).

Woodmen Heights Metropolitan District No. 2 has an existing mill levy of 25.000 mills obligated to pay off Debt ([see Annual Report](#)) and 9.000 mills obligated to support the Operations and Maintenance of the District; at this time, there is no discussion on issuing any future mill levies. The Debt mill levy is set to stay in place until the obligated debt is paid off, the current maturity date is set for December 1, 2045, and there are currently no anticipated increases or decreases.

At this time, there is no discussion on any additional Long Term Financial Obligations anticipated by the district. Here is a summary of the district's current outstanding Long Term Financial Obligations:

| Name of Debt | Initial Debt Issuance Amount | Maturity Date | Interest Rate |
|----------------|------------------------------|---------------|---------------|
| Series 2020A | \$34,435,000 | Dec. 1, 2045 | 2.84% |
| Series 2020B-1 | \$7,310,000 | Dec. 1, 2040 | 6.25% |

What you'll find in this report:

- [1. Your current accessibility report / risk snapshot](#)
- [2. Top accessibility issues on your site](#)
- [3. Pages that need to be fixed](#)
- [4. Your timeline to reach accessibility](#)
- [5. Your monthly progress tracker](#)

Created by districts
for districts ❤️



1. Your current accessibility / risk snapshot

Overall accessibility and risk score



Your current accessibility & risk rating score: **98/100 (FAIL)**






It appears your website needs a bit of work to reach accessibility, but don't worry you're not alone. Countless other districts are in the same boat. The most important thing to do is set up a plan to reach compliance.

Why is 100% compliance critical?

- More than **2,403 districts** have been affected by an accessibility action. About 6% of all districts in the US, including county-dependent districts have been fined, received demand letters, or gotten Department of Justice Office of Civil Rights (OCR) letters for website ADA violations in the US. **That number is expected to exceed 4,000 (10%) by the end of 2024.**
- **The number of lawsuits rose 56% in 2021, and the penalties for noncompliance are rising fast** —averaging \$4,000 for an ADA claim in 2019 to \$39,000 in 2022. It's a situation that The Wall Street Journal calls "very perilous" in a [recent article](#).
- **Very few if any**, special district insurance policies even partially cover the costs of web accessibility issues.

2. Top accessibility issues found on your site





Accessibility issues come in all shapes and sizes. Some are more obvious to the naked eye like "color contrast issues". However, others are more structural in nature and related to the code that's on your site. These types of issues affect how screen readers interpret your content. Here's what we found on your site:





| Your accessibility issues | Total |
|--|-------|
|  Identical links do not have the same purpose. | 16 |
|  Heading elements are not in a sequentially-descending order | 13 |
|  Links do not have a discernible name | 6 |
|  Image elements do not have <code>[alt]</code> attributes | 3 |
|  Background and foreground colors do not have a sufficient contrast ratio. | 2 |

[How to fix these issues](#)

3. Pages that need to be fixed

The following pages on your site require remediation to become ADA compliant. We recommend using Google Analytics to discover which of these pages currently receive the most web traffic and starting there.

| Page(s) | Score |
|---|-------|
|  Important District Documents Woodmen Heights Metropolitan Districts 1, 2 and 3 | 98 |
|  News Article Woodmen Heights Metropolitan Districts 1, 2 and 3 | 96 |
|  Camille Open Space Woodmen Heights Metropolitan Districts 1, 2 and 3 | 98 |
|  Cumbre Vista Park Woodmen Heights Metropolitan Districts 1, 2 and 3 | 98 |

-  [Bristlecone Park | Woodmen Heights Metropolitan Districts 1, 2 and 3](#)
-  [Forest Meadows Park | Woodmen Heights Metropolitan Districts 1, 2 and 3](#)
-  [Quail Brush Creek Park | Woodmen Heights Metropolitan Districts 1, 2 and 3](#)
-  [Springwood Terrace Park | Woodmen Heights Metropolitan Districts 1, 2 and 3](#)

-  98
-  98
-  98
-  98

[How to fix these pages](#)

[View all 18 pages with errors](#)

4. Your timeline to reach accessibility

Obviously, **timeline is the big question**. While we don't know all the ins and outs of your organization or tech stack, we do know the major factors that can affect the timeline of your accessibility plan. We've laid out the known factors and a couple of scenarios below that would get you back to compliance and away from risk.

Factors for your timeline

| | |
|--|-----------------------------|
| Factor 1: Your CMS | Drupal |
| Factor 2: The type of errors on your site | Structural + Presentational |
| Factor 3: The volume of errors on your site | 40 |
| Factor 4: The amount of time your staff has available to work on remediation | Unknown |

Estimated Remediation Scenarios


Option 1: Do it yourself

 Between 45 - 90 days of hands-on remediation.

Plan for dedicated developer and staff time each week.

[Share this report with your web developer](#)

Option 2: Hire a remediation service

 Custom quote required for timeline.

Plan for an in-depth audit, a full website remediation project, and ongoing fees (in addition to current website and hosting).

Option 3: Use an accessible-first website platform

 Our special district website partner [Streamline](#) will convert your site to a fully-compliant platform for you.

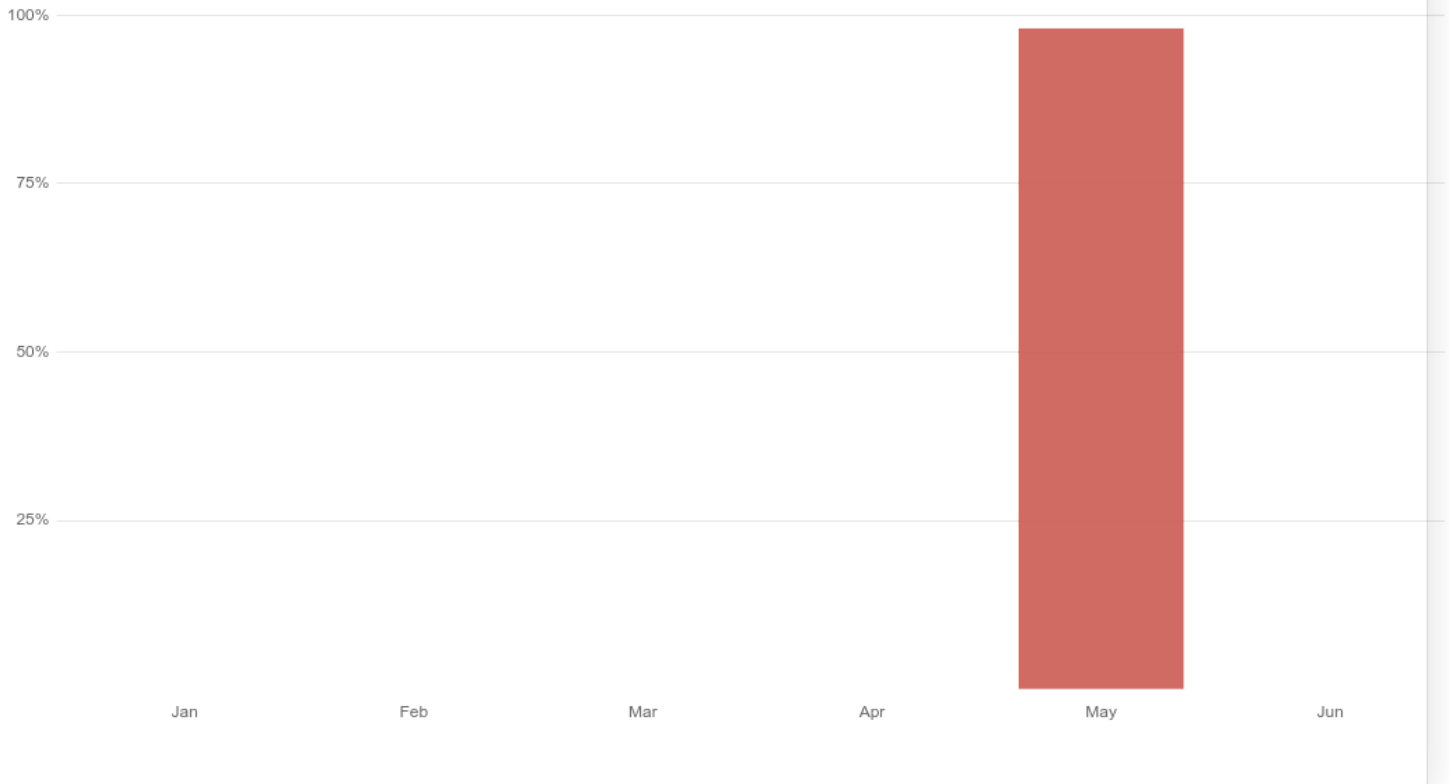
Plan for 1 hour of staff training. Includes ongoing accessibility, state compliance tools, indemnification against ADA claims, and unlimited support.

[Get a Quote](#)

5. Your monthly progress tracker

Charting your progress is a key component of remediation. To make this step easy for you, we'll record up to 6 months of accessibility metrics for your site below. Feel free to [share this report](#) with your team or board members.

6 Month Site Scan Snapshot - Overall Website Score



Month

Overall

[May 2024](#)

98